

BOLDT

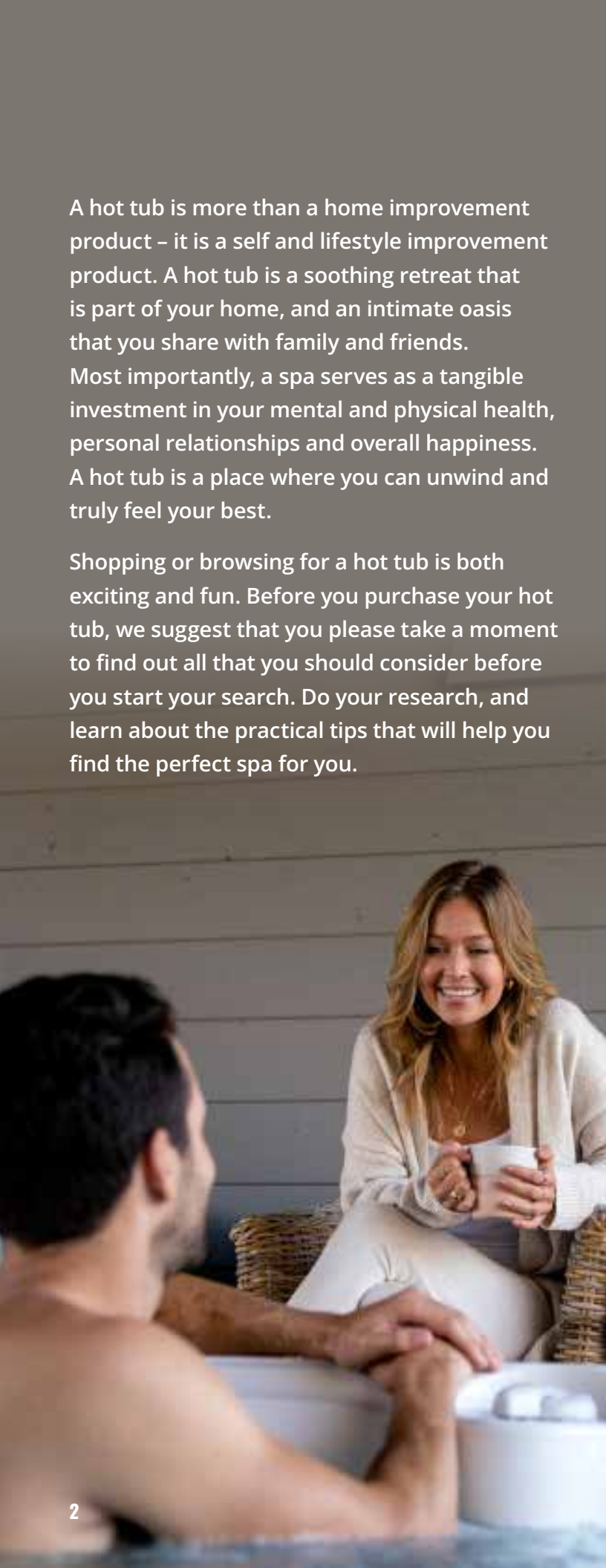
Pools & Spas Since 1975

50 YEARS
*a Summer
State of Mind*
Since 1975



**OurReputation
HoldsWater**

**HOT TUB
BUYER'S GUIDE**



A hot tub is more than a home improvement product – it is a self and lifestyle improvement product. A hot tub is a soothing retreat that is part of your home, and an intimate oasis that you share with family and friends.

Most importantly, a spa serves as a tangible investment in your mental and physical health, personal relationships and overall happiness. A hot tub is a place where you can unwind and truly feel your best.

Shopping or browsing for a hot tub is both exciting and fun. Before you purchase your hot tub, we suggest that you please take a moment to find out all that you should consider before you start your search. Do your research, and learn about the practical tips that will help you find the perfect spa for you.

FACTORS TO CONSIDER:

WHERE TO PLACE YOUR HOT TUB?

Determine where your hot tub will be located on your property first. You will need a stable surface with access to electrical outlets. Please keep in mind that your amount of available backyard space can limit the size of the spa that you choose.

WHO DO YOU WANT TO SHARE IT WITH?

You will need to take into consideration the space limitations of your backyard, and your social hosting habits. If you plan on entertaining frequently, the largest size spa for your space may be the best option for you. On the contrary, if you'd rather share your spa with your closest friends and family, a 4-person hot tub might suit your needs best.

DO YOU WANT TO RELIEVE STRESS OR ACHES & PAINS?

Choose a spa that has jets placed in the right spots, for you. To provide the relief that you need, a spa will have jets targeted for certain areas of the body.

WILL YOU USE YOUR TUB IN THE WINTER?

Will you have to trudge through snow and cold weather in order to get to, and from, your hot tub? Make your hot tub more directly accessible by placing it close to doors that will easily lead you in and out of your home.

WHAT'S INVOLVED IN A HOT TUB INSTALLATION?

Installing a hot tub takes no time at all! For most homeowners, the work comes before it's actual delivery, as hot tubs need sturdy foundations and easy access to electricity.

MUNICIPAL PERMITS & RESTRICTIONS

Some municipalities require permits that specify restrictions such as:

- **The spa must clear the home and property line by at least 5'**
- **The spa must be at least 10' from overhead power lines**
- **The spa must sit at least 10' from the electric panel - check with your local Municipality**

PROXIMITY TO A WATER SOURCE

In addition to by-laws, you must consider the proximity of your spa to your water source. If connected to your home, anything further than 50' will result in inadequate pressure. Furthermore, if you fill and drain your spa using your garden hose, your spa will need to be close to the bib.

PROPER CONCRETE FOUNDATION

Once your spa is filled with water, it will weigh thousands of pounds. For this reason, all hot tubs need a concrete platform to keep level. If you plan on building a deck, it must be professionally constructed and certified to support such weight. Even still, some hot tubs are too large for backyard decks and will require placement underneath.

ELECTRICAL COMPONENTS OF A HOT TUB

For most hot tub installations, there is no plumbing involved. That being said, you will need to deal with wires and electrical panels.

Spas use outlets of 240 volts or more, which requires you to contact a licensed electrician for this part of the installation. The high-voltage involved is far too dangerous to tamper with.

After your electrician hooks up your spa, please keep the power off for a little while longer. You should first clean the hot tub's jets and interior, and open the air valves. Once your spa is cleaned properly, you can fill it with water and let the tub heat up. Once the temperature is at your desired level, bring in a water sample for testing and to complete your hot tub orientation.

Note: Plug 'N Play electrical cords are 15', however, after installation they are only 12' as 3' remain inside the cabinet.

COVER LIFTER & HOT TUB COVER TIPS!

Here are a few things to keep in mind when planning the space for your hot tub:

- **The Uprite Cover Lifter requires 10" rear clearance and 3" per side**
- **The Cover Cradle I and II Cover Lifters require 24" rear clearance and 3" per side**
- **The Lift 'N Glide Cover Lifter requires 14" rear clearance and 3" per side**
- **Hot Tub Covers on Utopia models can only be installed front to back**

Note: Ask our Hot Tub Experts for side to side cover lifter install options.

CHOOSE FEATURES THAT MATTER TO YOU

You are most likely looking for a spa that is cost efficient, clean and easy to use – but what about the details that make it yours? With most spa models, you can choose the colour of the shell in the tub, the cabinet colour, and the cover colour as well. You can also customize your spa experience by adding entertainment systems and other great accessories. Before you buy, consider what features are most important to you when making your hot tub dream a reality.



IN-SPA ENTERTAINMENT

From relaxing to the soothing sound of your favourite song, to enjoying the best seat in the house for your favourite TV show or sports game, wireless and Bluetooth ® technology make it easy to connect entertainment to your hot tub monitor and audio system.



TYPE & NUMBER OF JETS

Hot tubs feature anywhere from 20 to 100 jets! Jets are made, and placed, to target certain muscle groups - in order to help you emerge from your hot tub feeling your best. When you are looking at hot tub models, look for powerful, patented jets that will provide the type of massage you need – in the areas that you need it most. We also recommend that you look for targeted jet groups. Having more jets doesn't always mean you will have the best spa for your needs. Often, having fewer jets in targeted groups will conserve energy and provide a better, more focused massage.



WATER & LIGHT FEATURES

Customized multi-colour lighting and soothing water features can enhance a relaxing spa experience while adding ambiance to your backyard. We encourage you to think about how you will use your spa, and decided how important these features will be to you. Find out if the spa that you are considering allows you to customize these features – so that you can adjust your lighting and water features based on your mood.

WHAT TO LOOK FOR IN A FILTRATION SYSTEM

Crystal clear water is essential to the entire spa experience. Most spa filters work by capturing and removing impurities and debris in the water; but vary by the size depending on the size of the spa and brand. Some spas feature a dedicated 24-hour circulation pump, that works by circulating the water quietly and efficiently without requiring the use of the jet pumps.

If energy efficiency and quiet operation are important to you, choose a spa with a circulation pump. When browsing spas, look closely at the spa's filtration system while keeping in mind that filtration systems will vary in shape and size. Please also look for spas with frequent filtration cycles, as water moving through the system constantly keeps it clean and contaminate free.

✓ **MAKE SURE THE FILTRATION SYSTEM IS EASY TO ACCESS FOR PERIODIC MAINTENANCE**

✓ **LOOK FOR FILTERS THAT ARE EASY-TO-REMOVE & CHANGE**

✓ **ASK IF THE FILTERS ARE DISPOSABLE OR DISHWASHER SAFE**

✓ **ASK HOW OFTEN THE SPA COMPLETES A FILTRATION CYCLE**



3 MOST COMMON WAYS TO MAINTAIN SPA WATER

Less time for maintenance means more time to relax in your Hot Tub. Though all spas require some simple chemical maintenance, such as testing the water's pH, the process should be easy and stress-free for you. When looking at a hot tub you're interested in, ask our Hot Tub Experts to explain your water care options.



Granular chemicals dissolve easier when the water is hot!

WATER CARE	PROS	CONS	SKIN SENSIVITY	IDEAL RANGE
Bromine	Gentler on skin Kills bacteria for a longer period of time than chlorine More stable than chlorine in warm water - easier to balance A lower pH than chlorine, meaning less fiddling with chemicals	Kills bacteria at a slower rate than chlorine	✗	3 ppm - 5 ppm 5 ppm being ideal
Chlorine	Highly effective at killing bacteria Less expensive More control over water chemistry	Adding chemicals daily Harder to balance Refills every 3 - 4 months Must balance pH levels as well	✓	1 ppm - 3 ppm 3 ppm being ideal
Salt System	More natural feeling water No itchy, dry skin or eyes Fewer chemicals added No harsh odours Easy to maintain Less refills per year Replace salt cartridge 3x per year Produces pH naturally Maintains chlorine automatically	Up front cost is more	✗	2,000 ppm - 3,000 ppm 2,500 ppm being ideal


HOW MUCH WILL IT COST TO OPERATE YOUR TUB?

LOOK FOR ENERGY-EFFICIENT FEATURES

Are you wondering how much it will cost you to run your hot tub? Hot tubs typically cost \$20 - \$30 per month to run, but there are a few variables to consider. Hot tubs are more expensive to heat in the winter than in the summer, and larger hot tubs cost more to heat than smaller ones. The more you use your hot tub, the more heat you will lose to ambient air, requiring your heater to use more energy. Owning a modern, energy-efficient hot tub with improved insulation and powerful heaters, can contain these costs.




WATER CHEMICAL MAINTENANCE \$30 PER MONTH



HOT TUBS COST AROUND \$20 - \$30 PER MONTH TO RUN

HELP KEEP HEAT CONTAINED WITH A HOT TUB COVER THAT IS:

Well Insulated, Tight Fitting & Comes with a High R-Value

For most models, it requires more energy to reheat the water than to hold it at a steady temperature.

Try maintaining the water at your desired temperature if you use the hot tub frequently.

IS THERE A DEDICATED CIRCULATION PUMP?



Some hot tub circulation pumps use as little energy as a 40-watt light bulb!



A dedicated circulation pump moves water continuously using a small amount of energy instead of relying on the jets to circulate the water.



Did you know? Jet pumps draw more power and make more noise than a low-watt circulation pump!

WHAT TYPE OF INSULATION SHOULD YOU LOOK FOR?

FIBERCOR™ INSULATION

Better ★★★★★

An innovative new material applied at a 2-pound density. It's 4x denser than the foam used on most hot tubs.

LAYERED INSULATION

Best ★★★★★

Select models that offer layers of varying density foam to minimize voids & gaps for maximum efficiency.

FULL-FOAM INSULATION

Good ★★★★★

A ½ -pound-density urethane foam that fully insulates the space between the shell and the cabinet.

FINDING A BRAND

Our hot tub line-up features an assortment of Spa options from two of the industry's most reputable companies, HotSpring Spas and Caldera Spas. We offer hot tubs at any price point to accommodate those who are looking for a larger hot tub built for entertaining or, for those who prefer more intimate soaks with 2-3 people. We also offer Plug N' Play spa models that are affordable, and easy to install, use and maintain; they also can be enjoyed almost immediately after delivery!

Our goal is to provide our customers with the tools they need to be able to create their dream backyard retreats; to be enjoyed year after year! We carry products from leading manufacturers to provide our customers with the best selection, at the best prices and with the best warranties. We work closely with our manufacturers, and service our own products in order to provide the turnkey ownership experience that you deserve.

WE ONLY CARRY THE BEST BRANDS



BACKED BY MASCO CORPORATION

Maker of Household Brands You Know & Trust



SELECTING A MODEL

After researching spas online and browsing them in-person, you're almost ready to unwind in your own. Maybe you've even tried a test soak and experienced a comfortable spa first hand. Hopefully, a few models stood out to you. Once you've narrowed down your choices to a single brand or two, answer the following questions and think about a hot tub in terms of what matters to you. Use your answers to help you eventually select the specific spa model that's right for you.



WHAT SIZE HOT TUB DO I WANT OR NEED?

Do I plan to use the hot tub for personal relaxation or entertaining? On average, how many people will be using my hot tub? Where can I place my hot tub outside to make it easily accessible?

CONSIDER AFTER CARE FOR YOUR HOT TUB

We have experienced, in-house service technicians that can be ready to assist when you run into trouble.

DO THE JETS & OTHER FEATURES FIT MY NEEDS?

Where do I need to relieve tension in my body with massage jets? Do I want a lounge seat? Do I want custom lights, water features or an entertainment system in my spa? Do I want Chlorine, Salt Water or Ozone Water Care?

HOW WILL I PAY FOR MY HOT TUB?

FinanceIT allows you to divide the purchase of your Hot Tub into affordable and easy monthly payments. In just a few simple steps you can be on your way to getting your own personal oasis that you've been dreaming about.



BOLDT
Pools & Spas Since 1975

MAKE YOUR SPA PURCHASE
AN ENJOYABLE INVESTMENT

At Boldt Pools & Spas we pride ourselves on being the experts that can make your backyard dreams a reality. We provide the best sales, installation, and service to the largest geographical region possible.



We're Always Here To Help!
Your Boldt Pools & Spas Staff
Visit us in-store or online at boldtpools.ca